

HALE CUBED

PRICE LIST#0716

Supersedes Price List #0714

Table of Contents










Legs and Bases.....	2
Open Shelf Units.....	2
Hinged Door Units.....	3-5
Drawer Units.....	6
Wardrobe Units.....	7
Tops.....	8
Desk Tops.....	9
Pedestal Desk.....	10
Options.....	11
Typicals.....	12-13
Freight Ordering & Terms.....	14
Warranty Info.....	14
Freight Zones & Design Options.....	15









HALE

SOLID. SINCE 1907.







Legs/Base

	Depth	Type	Item	Description	Lbs.	FOB Fact.	Zone 1	Zone 2	Zone 3	Zone 4	
		18"D or 24"D	Single or Double Faced	4BLL	4"H black leg— set of 4	10#	90	105	107	113	118
		18"D or 24"D	Single or Double Faced	4SNL	4"H satin nickel leg— set of 4	10#	90	105	107	113	118
		18"D or 24"D	Single or Double Faced	4WL	4"H wood leg— set of 4	10#	136	158	161	170	179
	18"D	Single Faced	4WP18	4"H wood plinth base— 18"D	20#	188	219	222	235	247	
	24"D	Single Faced	4WP124	4"H wood plinth base— 24"D	25#	192	223	227	240	252	
	24"D	Double Faced	4WP224	4"H wood plinth base— 24"D	25#	192	223	227	240	252	









Open Shelf Units

	18"D	Single Faced	25181V05	25-3/16"H x 24"W x 18"D, veneer back, open unit, 1 adjustable shelf	35#	578	671	683	723	758
	18"D	Single Faced	25181D05	25-3/16"H x 24"W x 18"D, decorator back, open unit, 1 adjustable shelf	35#	1314	1525	1551	1643	1722
	24"D	Single Faced	25241V05	25-3/16"H x 24"W x 24"D, veneer back, open, 1 adjustable shelf	49#	634	736	749	793	831
	24"D	Single Faced	25241D05	25-3/16"H x 24"W x 24"D, decorator back, open, 1 adjustable shelf	49#	1371	1591	1618	1714	1797
	24"D	Double Faced	25242V05	25-3/16"H x 24"W x 24"D, veneer back, open, 1 adjustable shelf each side	49#	649	753	766	812	851
	24"D	Double Faced	25242D05	25-3/16"H x 24"W x 24"D, decorator back, open, 1 adjustable shelf each side	49#	1385	1607	1635	1732	1815









Hinged Door Units

Depth	Type	Item	Description	Lbs	FOB Fact.	Zone 1	Zone 2	Zone 3	Zone 4	
18"D	Single Faced	25181V10	25-3/16"H x 24"W x 18"D, hinged glass door unit, 1 adjustable shelf	47#	1007	1169	1189	1259	1320	
18"D	Single Faced	25181V12	25-3/16"H x 24"W x 18"D, hinged wood door unit, 1 adjustable shelf	47#	778	903	919	973	1020	
18"D	Single Faced	25181V15	25-3/16"H x 24"W x 18"D, hinged decorator door unit, 1 adjustable shelf	47#	1684	1954	1988	2105	2207	
18"D	Single Faced	25181V20	25-3/16"H x 24"W x 18"D, hinged glass door unit— stile & rail framed, 1 adjustable shelf	50#	858	996	1013	1073	1124	
18"D	Single Faced	25181V22	25-3/16"H x 24"W x 18"D, hinged wood door unit— stile & rail framed, 1 adjustable shelf	49#	841	976	993	1052	1102	
18"D	Single Faced	25181V25	25-3/16"H x 24"W x 18"D, hinged decorator door unit— stile & rail framed, 1 adjustable shelf	50#	1509	1751	1781	1887	1977	










Hinged Door Units

	Depth	Type	Item	Description	Lbs	FOB Fact.	Zone 1	Zone 2	Zone 3	Zone 4
	24"D	Single Faced	25241V10	25-3/16"H x 24"W x 24"D, hinged glass door unit, 1 adjustable shelf	61#	1063	1234	1255	1329	1393
	24"D	Single Faced	25241D10	25-3/16"H x 24"W x 24"D, decorator back, hinged glass door unit, 1 adjustable shelf	61#	1800	2088	2124	2250	2358
	24"D	Single Faced	25241V12	25-3/16"H x 24"W x 24"D, hinged wood door unit, 1 adjustable shelf	61#	834	968	985	1043	1093
	24"D	Single Faced	25241V15	25-3/16"H x 24"W x 24"D, veneer back, hinged decorator door unit, 1 adjustable shelf	61#	2213	2568	1612	2767	2900
	24"D	Single Faced	25241V20	25-3/16"H x 24"W x 24"D, veneer back, hinged glass door unit- stile & rail framed, 1 adjustable shelf	64#	914	1061	1079	1143	1198
	24"D	Single Faced	25241D20	25-3/16"H x 24"W x 24"D, decorator back, hinged glass door unit- stile & rail framed, 1 adjustable shelf	64#	1651	1916	1949	2064	2163
	24"D	Single Faced	25241V22	25-3/16"H x 24"W x 24"D, veneer back, hinged wood door unit- stile & rail framed, 1 adjustable shelf	63#	897	1041	1059	1122	1176
	24"D	Single Faced	25241V25	25-3/16"H x 24"W x 24"D, veneer back, hinged decorator door unit- stile & rail framed, 1 adjustable shelf	64#	1565	1816	1847	1957	2051







Hinged Door Units

Depth	Type	Item	Description	Lbs	FOB Fact.	Zone 1	Zone 2	Zone 3	Zone 4	
24"D	Double Faced	25242V1010	25-3/16"H x 24"W x 24"D, veneer back, hinged glass doors both sides, 1 adjustable shelf each side	73#	1507	1749	1779	1884	1975	
24"D	Double Faced	25242D1010	25-3/16"H x 24"W x 24"D, decorator back, hinged glass doors both sides, 1 adjustable shelf each side	73#	2243	2602	2647	2804	2939	
24"D	Double Faced	25242V1212	25-3/16"H x 24"W x 24"D, veneer back, hinged wood doors both sides, 1 adjustable shelf each side	73#	1049	1217	1238	1312	1375	
24"D	Double Faced	25242V1515	25-3/16"H x 24"W x 24"D, veneer back, hinged decorator door both sides, 1 adjustable shelf each side	73#	2333	2707	2753	2917	3057	
24"D	Double Faced	25242V2020	25-3/16"H x 24"W x 24"D, veneer back, hinged glass doors both sides- stile & rail framed, 1 adjustable shelf each side	79#	1209	1403	1427	1512	1584	
24"D	Double Faced	25242D2020	25-3/16"H x 24"W x 24"D, decorator back, hinged glass doors both sides- stile & rail framed, 1 adjustable shelf each side	64#	1945	2257	2296	2432	2548	
24"D	Double Faced	25242V2222	25-3/16"H x 24"W x 24"D, veneer back, hinged wood doors both sides- stile & rail framed, 1 adjustable shelf each side	79#	1175	1363	1387	1469	1540	
24"D	Double Faced	25242V2525	25-3/16"H x 24"W x 24"D, veneer back, hinged decorator doors both sides, 1 adjustable shelf each side	79#	2511	2913	2963	3139	3290	

Drawer Units

	Depth	Type	Item	Description	Lbs	FOB Fact.	Zone 1	Zone 2	Zone 3	Zone 4
	18"D	Single Faced	25181V30	25-3/16"H x 24"W x 18"D, veneer back, open top, 1 file drawer bottom	55#	902	1047	1065	1128	1182
	18"D	Single Faced	25181V31	25-3/16"H x 24"W x 18"D, veneer back, two file drawers	60#	1169	1357	1380	1462	1532
	18"D	Single Faced	25181V32	25-3/16"H x 24"W x 18"D, veneer back, box, box, file drawers	70#	1319	1531	1557	1649	1728
	18"D	Single Faced	25181V33	25-3/16"H x 24"W x 18"D, veneer back, 4 box drawers	76#	1476	1713	1742	1845	1934
	24"D	Single Faced	25241V30	25-3/16"H x 24"W x 24"D, veneer back, open top, 1 file drawer bottom	55#	1016	1179	1199	1270	1331
	24"D	Single Faced	25241V31	25-3/16"H x 24"W x 24"D, veneer back, two file drawers	60#	1334	1548	1575	1668	1748
	24"D	Single Faced	25241V32	25-3/16"H x 24"W x 24"D, veneer back, box, box, file drawers	70#	1481	1718	1748	1852	1941
	24"D	Single Faced	25241V33	25-3/16"H x 24"W x 24"D, veneer back, 4 box drawers	76#	1634	1896	1929	2043	2141
	24"D	Double Faced	25242V3333	25-3/16"H x 24"W x 24"D, veneer back, 4 box drawers each side (8 drawers total)	116#	2175	2523	2567	2719	2850



Wardrobe Units

Depth	Type	Item	Description	Lbs	FOB Fact.	Zone 1	Zone 2	Zone 3	Zone 4	
18"D	Single Faced	50181V12	50-3/8"H x 24"W x 18"D hinged wood door wardrobe unit, 1 hanger bar, 1 adjustable shelf	81#	1285	1491	1517	1607	1684	
18"D	Single Faced	50181V22	50-3/8"H x 24"W x 18"D hinged wood door wardrobe unit- stile & rail framed, 1 hanger bar, 1 adjustable shelf	81#	1311	1521	1547	1639	1718	
18"D	Single Faced	50181V27	50-3/8"H x 24"W x 18"D hinged dry erase board door wardrobe unit, 1 hanger bar, 1 adjustable shelf	81#	1330	1543	1570	1663	1743	
24"D	Single Faced	50241V12	50-3/8"H x 24"W x 24"D hinged wood door wardrobe unit, 1 hanger bar, 1 adjustable shelf	81#	1346	1562	1589	1683	1764	
18"D	Single Faced	50241V22	50-3/8"H x 24"W x 24"D hinged wood door wardrobe unit- stile & rail framed, 1 hanger bar, 1 adjustable shelf	81#	1372	1592	1619	1715	1798	
24"D	Single Faced	50241V27	50-3/8"H x 24"W x 24"D hinged dry erase board door wardrobe unit, 1 hanger bar, 1 adjustable shelf	81#	1391	1614	1642	1739	1823	












Tops

	Depth	Type	Item	Description	Lbs.	FOB Fact.	Zone 1	Zone 2	Zone 3	Zone 4
	18"D	Single Faced	2418T	24"W x 18"D- 1 unit top	12#	149	173	176	187	196
	18"D	Single Faced	4818T	48"W x 18"D- 2 unit top	24#	199	231	235	249	261
	18"D	Single Faced	7218T	72"W x 18"D- 3 unit top	36#	379	440	448	474	497
	18"D	Single Faced	9618T	96"W x 18"D- 4 unit top	48#	429	498	507	537	562
	24"D	Single Faced	2424SFT	24"W x 24"D- 1 unit top	24#	156	181	185	195	205
	24"D	Single Faced	4824SFT	48"W x 24"D- 2 unit top	48#	257	299	304	322	337
	24"D	Single Faced	7224SFT	72"W x 24"D- 3 unit top	72#	423	491	500	529	555
	24"D	Single Faced	9624SFT	96"W x 24"W- 4 unit top	96#	480	557	567	600	629
	24"D	Double Faced	2424DFT	24"W x 24"D- 1 unit top	24#	182	212	215	228	239
	24"D	Double Faced	4824DFT	48"W x 24"D- 2 unit top	48#	309	359	365	387	405
	24"D	Double Faced	7224DFT	72"W x 24"D- 3 unit top	72#	501	582	592	627	657
	24"D	Double Faced	9624DFT	96"W x 24"D- 4 unit top	96#	584	678	690	730	766

Desk Tops

Depth	Type	Item	Description	Lbs	FOB Fact.	Zone 1	Zone 2	Zone 3	Zone 4	
18"D or 24"D	Desk Top	7824DT	78"W x 24"D desk top	80#	572	664	675	715	750	
18"D or 24"D	Desk Top	8424DT	84"W x 24"D desk top	85#	600	696	708	750	786	
18"D or 24"D	Desk Top	9624DT	96"W x 24"D desk top	100#	651	756	769	814	853	
18"D or 24"D	P-Desk Top	7836P-L	78"W x 36"D P-top desk with round leg- left	46#	1043	1210	1231	1304	1367	
18"D or 24"D	P-Desk Top	7836P-R	78"W x 36"D P-top desk with round leg- right	46#	1043	1210	1231	1304	1367	
18"D or 24"D	P-Desk Top	7248D	72"W x 48"D D-top desk with round leg	60#	1079	1252	1274	1349	1414	

Stand Alone Pedestal Desk

Depth	Type	Item	Description	Lbs.	FOB Fact.	Zone 1	Zone 2	Zone 3	Zone 4	
24"D	Stand Alone Ped Desk	6630DT	66"W x 30"D desk top	46#	496	576	586	620	650	
24"D	Stand Alone Ped Desk	PEDRBBF17	Box, Box, File Pedestal- Right	76#	1034	1200	1221	1293	1355	
24"D	Stand Alone Ped Desk	PEDLBBF17	Box, Box, File Pedestal- Left	76#	1034	1200	1221	1293	1355	
24"D	Stand Alone Ped Desk	PEDRFF17	File, File Pedestal- Right	76#	925	1073	1092	1157	1212	
24"D	Stand Alone Ped Desk	REDLFF17	File, File Pedestal- Left	76#	925	1073	1092	1157	1212	
24"D	Stand Alone Ped Desk	MOD32	32"W modesty panel	35#	226	263	267	283	297	
24"D	Stand Alone Ped Desk	4WPED224	4"H wood plinth ped base- 16-1/2"W x 24"D	20#	188	219	222	235	247	
24"D	Stand Alone Ped Desk	4BLL	4"H black leg- set of 4	10#	90	105	107	113	118	 
24"D	Stand Alone Ped Desk	4SNL	4"H satin nickel leg- set of 4	10#	90	105	107	113	118	 
24"D	Stand Alone Ped Desk	4WL	4"H wood leg- set of 4	10#	136	158	161	170	179	 

Options

Depth	Type	Item	Description	Lbs	FOB Factory
18"D	Single Faced	WS-18	Wood shelf for 18"D unit	10#	122
24"D	Single Faced	WS-24	Wood shelf for 24"D unit	12#	142
24"D	Double Faced	WS-12	Wood shelf for DF 24"D unit (11-1/2"D)	8#	97
18"D	Single Faced	GS-18	Glass shelf for 18"D unit	20#	148
24"D	Single Faced	GS-24	Glass shelf for 24"D unit	25#	305
24"D	Double Faced	GS-12	Glass shelf for DF 24"D unit (11-1/2"D)	16#	144
18"D or 24"D	Back Panel	25-CB	Cork back panel add-on for 25-3/16"H unit	10#	166
18"D or 24"D	Back Panel	50-CB	Cork back panel add-on for 50-3/8"H unit	20#	286
18"D or 24"D	Desk Power	1P2USB	1 Outlet & 2 USB Power	5#	458
18"D or 24"D	Desk Power	2P	2 Outlet Power	5#	458
18"D or 24"D	Desk Leg	29BL	29"H round leg for desk– black	12#	442
18"D or 24"D	Desk Leg	29NL	29"H round leg for desk– nickel	12#	482
18"D or 24"D	Lights	LED1	LED light for one unit	5#	206
18"D or 24"D	Lights	LED2	LED lights for two linked units	10#	339
18"D or 24"D	Lights	LED3	LED lights for three linked units	15#	497
18"D or 24"D	Lights	LED4	LED lights for four linked units	20#	660
18"D or 24"D	Grommet	GROM	Work surface grommet– centered on back/top	2#	98
18"D or 24"D	Doors	D2510	Hinged glass door add-on 25-3/16"H	12#	423
18"D or 24"D	Doors	D2520	Hinged glass door add-on, stile & rail framed, 25-3/16"H unit	12#	280
18"D or 24"D	Doors	D2515	Hinged decorator door add-on 25-3/16"H unit	12#	842
18"D or 24"D	Doors	D2525	Hinged decorator door add-on, stile & rail framed, 25-3/16"H unit	15#	931
18"D or 24"D	Doors	D2512	Hinged wood door add-on 25-3/16"H unit	15#	200
18"D or 24"D	Doors	D2522	Hinged wood door add-on, stile & rail framed, 25-3/16"H	15#	263
18"D or 24"D	Drawers	DRB	Box drawer add-on	10#	257
18"D or 24"D	Drawers	DRB	File drawer add-on	15#	382
18"D or 24"D	Locks	DRWLOCK	Drawer Locks– per cube, per face		110
18"D or 24"D	Locks	DRLOCK	Door Locks– per cube, per face		55
18"D or 24"D	Trim	BT4	Base trim for wood plinth base		2/inch

Typicals

Item	FOB Fact.	Zone 1	Zone 2	Zone 3	Zone 4
G1	17237	19995	20340	21547	22581

Qty	Item
4	25241V22
2	25241V31
1	50241V22
1	25241V05
2	25181V25
1	25181V05
1	7224SFT
1	7218T
2	2424SFT
5	4WP124
1	6630DT
1	PEDBBF17
1	PEDFF17
1	MOD32
2	4WPED224
120	BT4



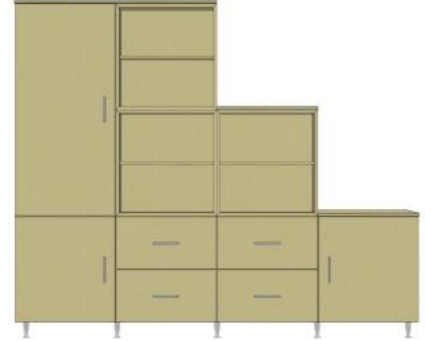
Item	FOB Fact.	Zone 1	Zone 2	Zone 3	Zone 4
G2	10475	12151	12361	13094	13723

Qty	Item
4	25181V22
1	25181V25
1	25181V20
3	25181V32
1	7218T
3	4WL



Item	FOB Fact.	Zone 1	Zone 2	Zone 3	Zone 4
G3	7770	9014	9169	9713	10179

Qty	Item
1	50181V12
2	25181V12
3	25181V05
2	25181V31
1	4818T
2	2418T
4	4SNL



Item	FOB Fact.	Zone 1	Zone 2	Zone 3	Zone 4
G4	13519	15683	15953	16899	17710

Qty	Item
4	25181V12
2	25181D05
2	25181V10
2	25181V31
2	25181V32
1	9618T
4	4SNL



Item	FOB Fact.	Zone 1	Zone 2	Zone 3	Zone 4
G5	6971	8087	8226	8714	9133

Qty	Item
1	50241V12
1	25241V12
1	25241V05
1	25241V32
1	25241V31
2	2424SFT
1	7824DT
1	GROM
4	4SNL



Typicals

Item	FOB Fact.	Zone 1	Zone 2	Zone 3	Zone 4
G6	6653	7718	7851	8317	8716

Qty	Item
1	25241V12
2	25241V05
1	25241V31
1	50241V12
3	2424SFT
1	7836P-L
4	4SNL



Item	FOB Fact.	Zone 1	Zone 2	Zone 3	Zone 4
G9	2995	3475	3535	3744	3924

Qty	Item
2	25241V12
1	25241V05
1	7224SFT
3	4SNL



Item	FOB Fact.	Zone 1	Zone 2	Zone 3	Zone 4
G10	4116	4775	4857	5145	5392

Qty	Item
1	25181V31
1	25181V22
1	25181V32
1	7218T
3	4WL



Item	FOB Fact.	Zone 1	Zone 2	Zone 3	Zone 4
G7	4612	5350	5443	5765	6042

Qty	Item
1	25181V05
2	25181V31
1	25181V22
3	2418T
3	4WL



Item	FOB Fact.	Zone 1	Zone 2	Zone 3	Zone 4
G8	2153	2498	2541	2692	2821

Qty	Item
1	4818T
2	25181V22
2	4WL



Freight Policy

Freight: Prices shown herein are “FOB FACTORY” Frankfort, NY 13340 or “FOB DESTINATION” Inclusive of freight with exceptions as follows:

FOB FACTORY:

1. HALE will pre-pay and add (freight cost) to your invoice using our contracted discount carriers.
2. If you wish to specify the freight carrier, please state carrier of your choice on your order. The order will be shipped collect.
3. If you specify carrier, HALE freight discounts may not apply.
4. For full trailer loads orders, call the Factory for quotation.

FOB DESTINATION:

1. Please see page 15 for description of zones.
2. For shipments less than 300 lbs., there is a \$40.00 net drop charge except for items shipped UPS. Please call for UPS freight rates.
3. Pricing herein is for the 48 contiguous United States of America.
4. For shipments to Hawaii & Alaska, freight is paid to the nearest 48 state port in Zone 4.
5. For shipments greater than 1000 lbs., you may deduct 5% from the pricing.
6. For full trailer loads orders, call the Factory for quotation.
7. Some accessory items are available FOB Factory Only. Please refer to pricing pages.

Freight Classes: All cubes are class 125.

Returns: Goods returned for credit or exchange will not be accepted unless we have previously authorized the return. Please call us before returning merchandise for any reason. There will be a 10% handling charge (\$35 list minimum) for items returned. “Special” order product cannot be returned for credit. Determination of “special” is at our discretion.

Cancellations: Cancellations cannot be accepted after one week subsequent to the date of acknowledgement.

When Your Order Arrives:

1. Inspect the arriving freight for damage. (We experience less than 1% damage on total shipments made.)
2. If there is damage, sign the bill of lading as such, **keep all packaging and call HALE Customer Service at**
3. **800-873-4253.**
4. We'll help you with your claim through our contracted carrier unless you have specified a carrier of preference other than ours.

Ordering & Terms

Sales Policy: We sell to Authorized Resellers (Dealers, Wholesalers, Catalog Supply, etc.) only. You must have a Federal TIN, State TIN or Resale Number prior to placing your order.

Order By Catalog Number: Please do not order by description.

Terms: 1% 20N40 with approved credit.

Price Changes: We reserve the right to change prices at any time without prior notice. Orders are acknowledged within a few days ARO, completely priced at prevailing prices. Our normal procedure is to give a 30 day prior notice of price change. Shipments are priced at acknowledged prices unless extended delivery of more than three (3) months is requested

Warranty: Whether you choose a Hale product in modern, contemporary or traditional style, you can be assured of the continual high quality that has made us the leading manufacturer of wood furniture for over 100 years. Should material or workmanship be shown to be defective, Hale will replace the item without cost, for **ten years** from the date of purchase. The factory will determine if the product is defective and decide whether to replace or repair the product.

This guarantee is extended only to the original consumer-purchaser and cannot be transferred. Damage caused by improper handling, usage, or transit damage, does not constitute factory defect. Fully loaded furniture should not be lifted or moved.

Finish Matching: Minimum charge \$230 list for small orders. For orders \$2,301 - \$20,000, list 10% up-charge. Over \$20,000, list 5% up-charge. 10% additional up-charge on item price if bleaching is required. **HALE** Cubes are available in standard **HALE** Finishes in Oak and Maple species. See our finish guide for finishes.


Decorator Options



Aquamarine



Ensign



Flock Stem



Papaya




Regency Silver



Slate



Thatch



White

Door Pulls



#8 Pull



#9 Pull



#10 Pull



#11 Pull



#13 Pull



#16 Pull

Profile Options



Cove
CV



Classic
Ogee
CO



Reversed
Bevel
RB



Square
SQ



Eased
Radius
ER



Full
Radius
FR



Bevel
BE



Bull
Nose
BN



Scott
Traditional
ST



4 Bead
Reeded
RE



Reversed
Traditional
RT

FOB DESTINATION (DELIVERED) PRICING ZONES

ZONE 1

Northeast

Connecticut
Massachusetts
New Hampshire
New Jersey
New York
Pennsylvania
Rhode Island
Vermont

ZONE 2

Mid-Atlantic & Southeast

Delaware
Georgia
Maine
Maryland
North Carolina
Ohio
South Carolina
Virginia
Washington, DC
West Virginia

ZONE 3

Central

Alabama
Arkansas
Colorado
Florida
Illinois
Indiana
Iowa
Kansas
Louisiana
Michigan
Minnesota
Mississippi
Missouri
Nebraska
New Mexico
North Dakota
Oklahoma
South Dakota
Kentucky
Tennessee
Texas
Wisconsin

ZONE 4

Western & Pacific

Arizona
California
Idaho
Montana
Nevada
Oregon
Utah
Washington
Wyoming



HALE

SOLID. SINCE 1907.

HALE MANUFACTURING CO.

120 Benson Place | PO Box 186 | Frankfort, NY 13340

Phone: 1.800.USE.HALE | 315.894.5490 | Fax: 315.894.5046 | Halemfg.com